

MOBILI BASSI / LOW CABINETS



L/W 80 cm - A/H 79 cm - P/D 50 cm  
L/W 31"1/2 - A/H 31"1/8 - P/D 19"5/8

L/W 110 cm - A/H 79 cm - P/D 50 cm  
L/W 43"1/4 - A/H 31"1/8 - P/D 19"5/8

BLADE0M1458CC    BLADE0M1458ES    BLADE0M1458NO    BLADE0M1449CC    BLADE0M1449ES    BLADE0M1449NO



L/W 164 cm - A/H 79 cm - P/D 50 cm  
L/W 64"1/2 - A/H 31"1/8 - P/D 19"5/8

BLADE0M1450CC    BLADE0M1450ES    BLADE0M1450NO

MOBILI ALTI / HIGH CABINETS



L/W 56 cm - A/H 154 cm - P/D 50 cm  
L/W 22" - A/H 60"5/8 - P/D 19"5/8

L/W 56 cm - A/H 154 cm - P/D 50 cm  
L/W 22" - A/H 60"5/8 - P/D 19"5/8

L/W 80 cm - A/H 154 cm - P/D 50 cm  
L/W 31"1/2 - A/H 60"5/8 - P/D 19"5/8

BLADE0M1452CC    BLADE0M1452ES    BLADE0M1452NO    BLADE0M1451NO    BLADE0M1459NO    BLADE0M1460NO

ANTE PER MOBILI / DOORS FOR CABINET



L/W 54 cm - A/H 75,5 cm  
L/W 21"1/4 - A/H 29"3/4

L/W 54 cm - A/H 75,5 cm  
L/W 21"1/4 - A/H 29"3/4

L/W 54 cm - A/H 75,5 cm  
L/W 21"1/4 - A/H 29"3/4

L/W 54 cm - A/H 150 cm  
L/W 21"1/4 - A/H 59"

L/W 54 cm - A/H 150 cm  
L/W 21"1/4 - A/H 59"

L/W 54 cm - A/H 150 cm  
L/W 21"1/4 - A/H 59"

BLADE0M1453CC    BLADE0M1453ES    BLADE0M1453NO    BLADE0M1457CC    BLADE0M1457ES    BLADE0M1457NO

CASSETTI PER MOBILI / DRAWERS FOR CABINET



L/W 54 cm - A/H 75,5 cm  
L/W 21"1/4 - A/H 29"3/4

L/W 54 cm - A/H 75,5 cm  
L/W 21"1/4 - A/H 29"3/4


L/W 54 cm - A/H 75,5 cm  
L/W 21"1/4 - A/H 29"3/4

L/W 54 cm - A/H 75,5 cm  
L/W 21"1/4 - A/H 29"3/4

L/W 54 cm - A/H 75,5 cm  
L/W 21"1/4 - A/H 29"3/4

L/W 54 cm - A/H 75,5 cm  
L/W 21"1/4 - A/H 29"3/4

BLADE0M1454CC    BLADE0M1454ES    BLADE0M1454NO    BLADE0M1455CC    BLADE0M1455ES    BLADE0M1455NO



L/W 54 cm - A/H 75,5 cm  
L/W 21"1/4 - A/H 29"3/4

L/W 54 cm - A/H 75,5 cm  
L/W 21"1/4 - A/H 29"3/4

L/W 54 cm - A/H 75,5 cm  
L/W 21"1/4 - A/H 29"3/4

L/W 79 cm - A/H 75,5 cm  
L/W 31"1/8 - A/H 29"3/4

L/W 79 cm - A/H 75,5 cm  
L/W 31"1/8 - A/H 29"3/4

L/W 79 cm - A/H 75,5 cm  
L/W 31"1/8 - A/H 29"3/4

BLADE0M1456CC    BLADE0M1456ES    BLADE0M1456NO    BLADE0M1461CC    BLADE0M1461ES    BLADE0M1461NO

PANNELLI LATERALI / SIDE PANEL



L/W 2,5 cm - A/H 79 cm - P/D 50 cm  
L/W 1" - A/H 31"1/8 - P/D 19"5/8

L/W 2,5 cm - A/H 154 cm - P/D 50 cm  
L/W 1" - A/H 60"5/8 - P/D 19"5/8

BLADE0M1462CC    BLADE0M1462ES    BLADE0M1462NO    BLADE0M1463CC    BLADE0M1463ES    BLADE0M1463NO

POLTRONE / ARMCHAIRS



L/W 51 cm - A/H 107-113 cm - a/h 42-48 cm - P/D 53 cm  
L/W 20"1/8 - A/H 42"1/8-44"1/2 cm - a/h 16"1/2-18"7/8 - P/D 20"7/8

L/W 51 cm - A/H 91-98 cm - a/h 42-48 cm - P/D 53 cm  
L/W 20"1/8 - A/H 35"3/4-38"1/2 cm - a/h 16"1/2-18"7/8 - P/D 20"7/8

BLADE0POL1470    BLADE0POL1471



L/W 51 cm - A/H 107-113 cm - a/h 42-48 cm - P/D 53 cm  
L/W 20"1/8 - A/H 42"1/8-44"1/2 cm - a/h 16"1/2-18"7/8 - P/D 20"7/8

L/W 51 cm - A/H 91-98 cm - a/h 42-48 cm - P/D 53 cm  
L/W 20"1/8 - A/H 35"3/4-38"1/2 cm - a/h 16"1/2-18"7/8 - P/D 20"7/8

BLADE0POL1472    BLADE0POL1473



L/W 51 cm - A/H 110 cm - a/h 48 cm - P/D 53 cm  
L/W 20"1/8 - A/H 43"1/4 cm - a/h 18"7/8 - P/D 20"7/8

L/W 51 cm - A/H 98 cm - a/h 48 cm - P/D 53 cm  
L/W 20"1/8 - A/H 38"1/2 cm - a/h 18"7/8 - P/D 20"7/8


BLADE0POL1474    BLADE0POL1475



L/W 51 cm - A/H 110 cm - a/h 48 cm - P/D 53 cm  
L/W 20"1/8 - A/H 43"1/4 cm - a/h 18"7/8 - P/D 20"7/8

L/W 51 cm - A/H 98 cm - a/h 48 cm - P/D 53 cm  
L/W 20"1/8 - A/H 38"1/2 cm - a/h 18"7/8 - P/D 20"7/8

BLADE0POL1476    BLADE0POL1477



L/W 46 cm - A/H 88-98 cm - a/h 46-56 cm - P/D 56,5 cm  
L/W 18"1/8 - A/H 34"5/8-38"1/2 cm - a/h 18"1/8"-22 - P/D 21"1/4

L/W 46 cm - A/H 88-98 cm - a/h 46-56 cm - P/D 56,5 cm  
L/W 18"1/8 - A/H 34"5/8-38"1/2 cm - a/h 18"1/8"-22 - P/D 21"1/4

BEVERLUFFCUOI    BEVERLUFFIMBO



L/W 46 cm - A/H 88-98 cm - a/h 46-56 cm - P/D 56,5 cm  
L/W 18"1/8 - A/H 34"5/8-38"1/2 cm - a/h 18"1/8"-22 - P/D 21"1/4

BEVERLUFFLACC



▶ PASO DOBLE  
DESIGN: LUCA SCACCHETTI





Finiture: noce canaletto rigato e cuoio CF 04.  
Finishings: striped black walnut wood and saddle leather CF 04.











Finiture: noce canaletto rigato e cuoio CF 05.  
Finishings: striped black walnut wood and saddle leather CF 05.



Finiture: noce canaletto rigato e cuoio CF 22.  
Finishings: striped black walnut wood and saddle leather CF 22.

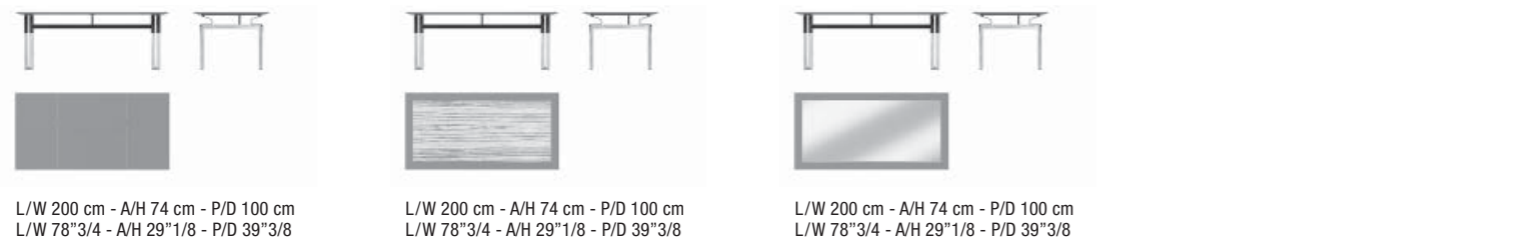


PASO DOBLE i piani delle scrivanie sono costituiti da pannelli nobilitati con uno spessore di 30 o 35 mm; il bordo dei 4 lati è smussato a 30°. Il piano può essere rivestito in cuoio completamente oppure lungo i suoi bordi perimetrali; in questo secondo caso nella parte centrale viene fissato un inserto con spessore di 8 mm realizzato con un pannello di particelle di legno impiallacciato con essenza di noce canaletto oppure un inserto in cristallo verniciato nero nella sua faccia inferiore. I sostegni dei piani sono costituiti da due gambe doppie in legno massiccio di noce canaletto lucidate, fresate negli angoli superiori per consentire l'alloggiamento di una piastra a sua volta fissata al piano del tavolo. Questa piastra è costituita da quattro "staffe" in fusione di ghisa sferoidale alle quali è saldata una barra d'acciaio; alla base delle due doppie gambe è fissato un piedino in acciaio che funge anche da distanziale fra le due gambe stesse. Le due doppie gambe sono inoltre collegate fra loro da una barra stabilizzatrice in acciaio la quale fornisce anche un ulteriore sostegno al piano della scrivania. Tutte le parti metalliche descritte e a vista sono verniciate a polveri epossidiche colore nero metallizzato raggrinzante. Le scrivanie possono essere dotate di un pannello di cortesia costituito da pannello nobilitato in finitura noce canaletto con uno spessore di 20 mm con una finitura di cuoio alle estremità oppure completamente rivestiti in cuoio. Gli allunghi hanno un piano di pannello nobilitato nero spessore di 35 mm smussato lungo i 4 lati completamente rivestito in cuoio. Da un lato è fissato alla gamba della scrivania tramite una piastra d'acciaio verniciata; dall'altro ha un sostegno che può essere costituito o da una gamba singola identica alla scrivania oppure da una cassetiera. La cassetiera ha una struttura in pannello nobilitato in finitura noce canaletto spessore di 20 mm con 4 cassetti; il frontale dei cassetti è realizzato in pannello nobilitato finitura noce canaletto rivestito in cuoio oppure in pannello di particelle di legno impiallacciato con essenza di noce canaletto. I tavoli riunione singoli o componibili hanno i piani realizzati con pannello nobilitato nero spessore di 35 mm completamente rivestito in cuoio ed i sostegni uguali a quelli della scrivania.

I mobili contenitori sono costruiti in pannello nobilitato con finitura noce canaletto e spessore variabile nei diversi elementi da 16 mm a 30 mm. Nella base di ogni mobile lungo tutto il fronte è inserita una finitura di cuoio. Il top è realizzato in pannello nobilitato in finitura noce canaletto con spessore di 30 mm smussato sul fronte; nel mobile h 96 cm è completamente ricoperto in cuoio mentre in quello h 176 cm è ricoperto in cuoio solo il bordo frontale. Il sostegno è costituito da 4 ruote per le cassette o da 4 piedini in fusione di ghisa sferoidale verniciati a polveri epossidiche colore nero metallizzato raggrinzante con una piccola striscia di cuoio con funzione antigraffio. Per i mobili con 3, 4 e 5 vani vengono posizionati al centro rispettivamente 1 e 2 piedi cilindrici centrali aggiuntivi con le stesse finiture. Le maniglie sono realizzate in trafilato millerighe di alluminio verniciate a polveri epossidiche colore nero metallizzato raggrinzante, rivestite in cuoio nella parte superiore e inserite in un'apposita fresatura dell'anta e del cassetto. I frontali dei cassetti, dei classificatori e delle ante sono in pannello di particelle di legno impiallacciato con essenza di noce canaletto oppure in pannello nobilitato finitura noce canaletto ricoperti in cuoio.

PASO DOBLE the desk tops consist of 30 or 35 mm thick melamine coated panels; the edge of the 4 short sides is bevelled to 30°. The top may be covered either completely in saddle leather or only on the outer edges. In this second case an insert is fixed in the central part; it can be a black walnut veneered particleboard panel or a glass insert painted black underneath. The supports for the top consist of two double legs in solid black walnut wood, milled on the upper edges to allow a metal plate to be housed that is in turn fixed to the top. This plate comprises four spheroidal graphite cast iron "brackets" to which a steel bar is welded; a steel foot is fixed to the end of the two double legs and also acts as spacer between the same two legs. The two double legs are also connected together by a stabilizing steel bar, which also provides a further support for the desk top. All the above mentioned metal parts are wrinkled black epoxy powder varnished. The desks may be fitted with a modesty panel consisting of a 20 mm thick black walnut finish melamine coated panel with a saddle leather detail at the ends or completely covered by saddle leather. The extensions are a 35 mm thickness black melamine coated panel bevelled on all 4 sides and fully covered in leather. This top is fixed on one side to the desk leg by a varnished steel plate; it has a support on the other side, which may be either a single leg identical to the one of the desk or a drawer unit. The drawer unit has a structure in 20 mm thick coated panel with black walnut finish and 4 drawers; the drawer front is in melamine coated panel covered by saddle leather or in particleboard panel veneered with black walnut. The single or modular conference tables have tops made with 35 mm thickness black melamine coated panel fully covered by saddle leather, while the supports are identical to those of the desk. The cabinets are made with black walnut finish melamine coated panel and the thickness of the elements varies from 20 mm to 30 mm. A leather finish is inserted along the whole front at the bottom of each cabinet. The top is made in 30 mm thick melamine coated panel with a black walnut finish, bevelled along the front edge; in the 96 mm high cabinet it is fully covered by saddle leather, while in the 176 mm high cabinet only the front edge is covered by saddle leather. The support for the drawer units consists of 4 casters or 4 feet in spheroidal graphite cast iron wrinkled black epoxy powder varnished and a small strip of leather with an anti-scratch function. The 3, 4 and 5 units cabinet have 1 or 2 extra central cylindrical feet with the same finishes positioned in the centre. The drawn finely ribbed aluminium handles are wrinkled black epoxy powder varnished and covered by saddle leather in the upper part; they are inserted in a special groove in the door and the drawer. The fronts of the drawers, files and doors are in black walnut veneered particleboard panels or in black walnut finish melamine coated panel covered by saddle leather.

SCRIVANIE / DESKS



L/W 200 cm - A/H 74 cm - P/D 100 cm  
L/W 78"3/4 - A/H 29"1/8 - P/D 39"3/8

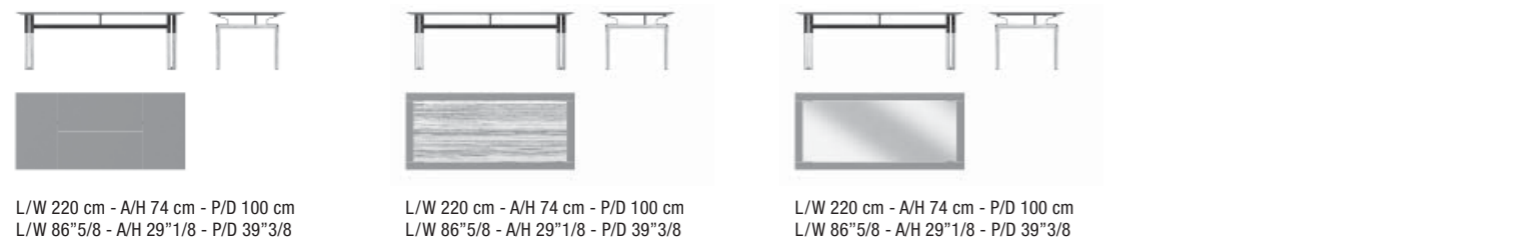
PASODODES1000

L/W 200 cm - A/H 74 cm - P/D 100 cm  
L/W 78"3/4 - A/H 29"1/8 - P/D 39"3/8

PASODODES1001

L/W 200 cm - A/H 74 cm - P/D 100 cm  
L/W 78"3/4 - A/H 29"1/8 - P/D 39"3/8

PASODODES1002



L/W 220 cm - A/H 74 cm - P/D 100 cm  
L/W 86"5/8 - A/H 29"1/8 - P/D 39"3/8

PASODODES1003

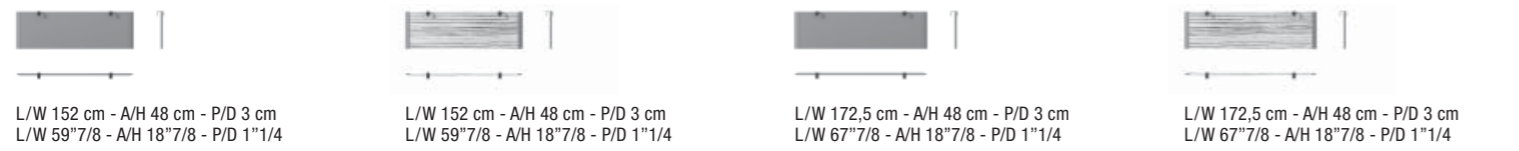
L/W 220 cm - A/H 74 cm - P/D 100 cm  
L/W 86"5/8 - A/H 29"1/8 - P/D 39"3/8

PASODODES1004

L/W 220 cm - A/H 74 cm - P/D 100 cm  
L/W 86"5/8 - A/H 29"1/8 - P/D 39"3/8

PASODODES1005

PANNELLI DI CORTESIA / MODESTY PANEL



L/W 152 cm - A/H 48 cm - P/D 3 cm  
L/W 59"7/8 - A/H 18"7/8 - P/D 1"1/4

PASODODES1047

L/W 152 cm - A/H 48 cm - P/D 3 cm  
L/W 59"7/8 - A/H 18"7/8 - P/D 1"1/4

PASODODES1045

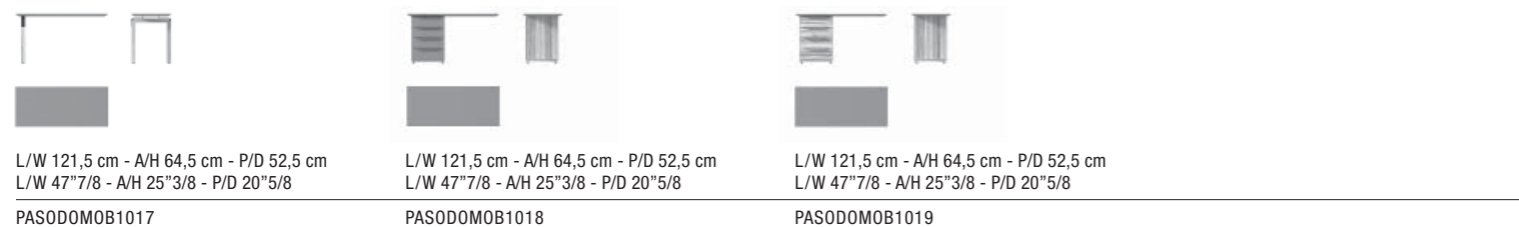
L/W 172,5 cm - A/H 48 cm - P/D 3 cm  
L/W 67"7/8 - A/H 18"7/8 - P/D 1"1/4

PASODODES1048

L/W 172,5 cm - A/H 48 cm - P/D 3 cm  
L/W 67"7/8 - A/H 18"7/8 - P/D 1"1/4

PASODODES1046

MOBILI ALLUNGO / RETURN CABINETS



L/W 121,5 cm - A/H 64,5 cm - P/D 52,5 cm  
L/W 47"7/8 - A/H 25"3/8 - P/D 20"5/8

PASODOMOB1017

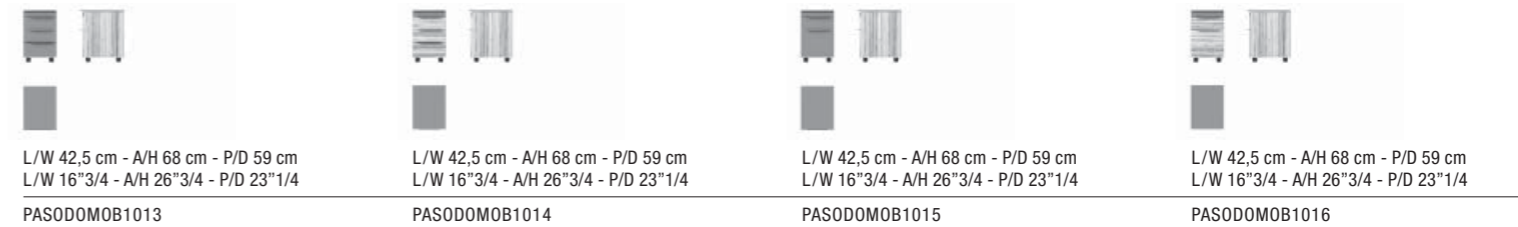
L/W 121,5 cm - A/H 64,5 cm - P/D 52,5 cm  
L/W 47"7/8 - A/H 25"3/8 - P/D 20"5/8

PASODOMOB1018

L/W 121,5 cm - A/H 64,5 cm - P/D 52,5 cm  
L/W 47"7/8 - A/H 25"3/8 - P/D 20"5/8

PASODOMOB1019

CASSETTIERE SU RUOTE / PEDESTAL ON CASTERS



L/W 42,5 cm - A/H 68 cm - P/D 59 cm  
L/W 16"3/4 - A/H 26"3/4 - P/D 23"1/4

PASODOMOB1013

L/W 42,5 cm - A/H 68 cm - P/D 59 cm  
L/W 16"3/4 - A/H 26"3/4 - P/D 23"1/4

PASODOMOB1014

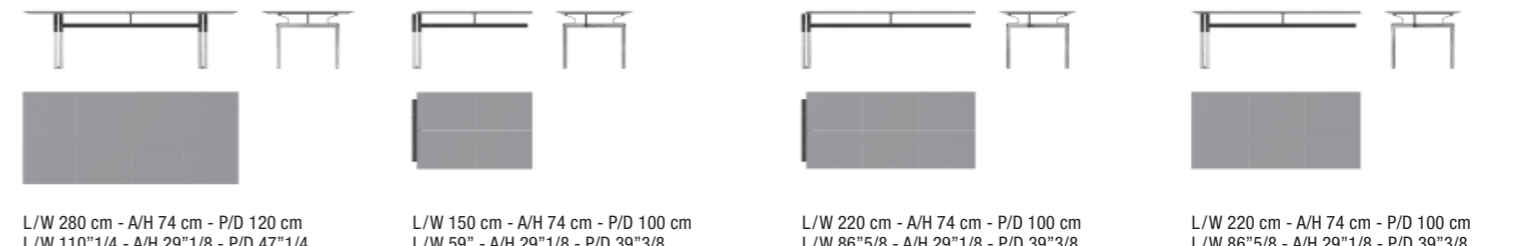
L/W 42,5 cm - A/H 68 cm - P/D 59 cm  
L/W 16"3/4 - A/H 26"3/4 - P/D 23"1/4

PASODOMOB1015

L/W 42,5 cm - A/H 68 cm - P/D 59 cm  
L/W 16"3/4 - A/H 26"3/4 - P/D 23"1/4

PASODOMOB1016

TAVOLI RIUNIONE / CONFERENCE TABLES



L/W 280 cm - A/H 74 cm - P/D 120 cm  
L/W 110"1/4 - A/H 29"1/8 - P/D 47"1/4

PASODODES1006

L/W 150 cm - A/H 74 cm - P/D 100 cm  
L/W 59" - A/H 29"1/8 - P/D 39"3/8

PASODODES1007

L/W 220 cm - A/H 74 cm - P/D 100 cm  
L/W 86"5/8 - A/H 29"1/8 - P/D 39"3/8

PASODODES1008

L/W 220 cm - A/H 74 cm - P/D 100 cm  
L/W 86"5/8 - A/H 29"1/8 - P/D 39"3/8

PASODODES1009



L/W 110 cm - A/H 74 cm - P/D 110 cm  
L/W 43"1/4 - A/H 29"1/8 - P/D 43"1/4

PASODODES1010

L/W 81,5 cm - A/H 71 cm - P/D 12 cm  
L/W 32"1/8 - A/H 28" - P/D 4"3/4

PASODODES1012

TAVOLI RIUNIONE / CONFERENCE TABLES



L/W 214 cm - A/H 74 cm - P/D 214 cm  
L/W 84"1/4 - A/H 29"1/8 - P/D 84"1/4

PASODODES1049

L/W 214 cm - A/H 74 cm - P/D 214 cm  
L/W 84"1/4 - A/H 29"1/8 - P/D 84"1/4


PASODODES1050

L/W 300 cm - A/H 74 cm - P/D 300 cm  
L/W 118"1/8 - A/H 29"1/8 - P/D 118"1/8

PASODODES1011

L/W 300 cm - A/H 74 cm - P/D 300 cm  
L/W 118"1/8 - A/H 29"1/8 - P/D 118"1/8

PASODODES1051




L/W 100 cm - A/H 74 cm - P/D 100 cm  
L/W 39"3/8 - A/H 29"1/8 - P/D 39"3/8

PASODODES1056

L/W 100 cm - A/H 74 cm - P/D 100 cm  
L/W 39"3/8 - A/H 29"1/8 - P/D 39"3/8

PASODODES1057

TAVOLINI / SMALL TABLES



L/W 120 cm - A/H 45 cm - P/D 60 cm  
L/W 47"1/4 - A/H 17"3/4 - P/D 23"5/8

PASODODES1052

L/W 60 cm - A/H 45 cm - P/D 60 cm  
L/W 23"5/8 - A/H 17"3/4 - P/D 23"5/8

PASODODES1053

L/W 120 cm - A/H 45 cm - P/D 60 cm  
L/W 47"1/4 - A/H 17"3/4 - P/D 23"5/8

PASODODES1054

L/W 60 cm - A/H 45 cm - P/D 60 cm  
L/W 23"5/8 - A/H 17"3/4 - P/D 23"5/8

PASODODES1055

MOBILI BASSI / LOW CABINETS



L/W 112,5 cm - A/H 95 cm - P/D 53,5 cm  
L/W 44"1/4 - A/H 37"3/8 - P/D 21"1/8

PASODOMOB1020



L/W 166,5 cm - A/H 95 cm - P/D 53,5 cm  
L/W 65"1/2 - A/H 37"3/8 - P/D 21"1/8

PASODOMOB1021



L/W 222 cm - A/H 95 cm - P/D 53,5 cm  
L/W 87"3/8 - A/H 37"3/8 - P/D 21"1/8

PASODOMOB1022

CASSETTI / DRAWERS



L/W 55 cm - A/H 79,5 cm  
L/W 21"5/8 - A/H 31"1/4

PASODOMOB1023



L/W 55 cm - A/H 79,5 cm  
L/W 21"5/8 - A/H 31"1/4

PASODOMOB1024



L/W 55 cm - A/H 79,5 cm  
L/W 21"5/8 - A/H 31"1/4

PASODOMOB1025



L/W 55 cm - A/H 79,5 cm  
L/W 21"5/8 - A/H 31"1/4

PASODOMOB1026

ANTE / DOORS



L/W 55 cm - A/H 79,5 cm  
L/W 21"5/8 - A/H 31"1/4

PASODOMOB1027



L/W 55 cm - A/H 79,5 cm  
L/W 21"5/8 - A/H 31"1/4

PASODOMOB1028



L/W 55 cm - A/H 79,5 cm  
L/W 21"5/8 - A/H 31"1/4

PASODOMOB1029



L/W 55 cm - A/H 79,5 cm  
L/W 21"5/8 - A/H 31"1/4

PASODOMOB1030

MOBILI ALTI / HIGH CABINETS



L/W 112 cm - A/H 175 cm - P/D 53,5 cm  
L/W 44"1/8 - A/H 68"7/8 - P/D 21"1/8

PASODOMOB1031



L/W 168 cm - A/H 175 cm - P/D 53,5 cm  
L/W 66"1/8 - A/H 68"7/8 - P/D 21"1/8

PASODOMOB1032



L/W 224 cm - A/H 175 cm - P/D 53,5 cm  
L/W 88"1/4 - A/H 68"7/8 - P/D 21"1/8

PASODOMOB1033



L/W 280 cm - A/H 175 cm - P/D 53,5 cm  
L/W 110 1/4" - A/H 68"7/8 - P/D 21"1/8

PASODOMOB1034

ANTE / DOORS



L/W 55 cm - A/H 159,5 cm  
L/W 21"5/8 - A/H 62"3/4

PASODOMOB1035



L/W 55 cm - A/H 159,5 cm  
L/W 21"5/8 - A/H 62"3/4

PASODOMOB1036



L/W 55 cm - A/H 159,5 cm  
L/W 21"5/8 - A/H 62"3/4

PASODOMOB1037



L/W 55 cm - A/H 159,5 cm  
L/W 21"5/8 - A/H 62"3/4

PASODOMOB1038

ANTE CON CASSETTI / DOORS WITH DRAWERS



L/W 55 cm - A/H 159,5 cm  
L/W 21"5/8 - A/H 62"3/4

PASODOMOB1039



L/W 55 cm - A/H 159,5 cm  
L/W 21"5/8 - A/H 62"3/4

PASODOMOB1040



L/W 55 cm - A/H 159,5 cm  
L/W 21"5/8 - A/H 62"3/4

PASODOMOB1041



L/W 55 cm - A/H 159,5 cm  
L/W 21"5/8 - A/H 62"3/4

PASODOMOB1042